

Tubes



On the following pages you will find the article numbers required for inquiries and orders of the **Tubes**, accessories, and spare parts of our catalogue program.

You will also find drawings with the installation dimensions.

The description of the products and all technical data sheets will be available on our new website, soon.

If you have any question, are looking for a different version, or if you would like to place an order, please send an e-mail to our sales team at **sales@nocado.de**.

Please keep in mind that it's necessary that you have to define and communicate the following characteristics so that we can process your request:

1. Product type / version
2. Size
3. Material steel
4. Finish steel
5. Pipe connections
6. Certificates

Instead of the a.m. characteristics you can send us the **Nocado article number**.

Notice:

All products of Nocado GmbH are under constant technical review. So, changes are reserved. Therefore, the technical data, images, and descriptions in our catalogue are therefore non-binding and exclude claims that may be derived from them.

The data in our catalogue is based on the status at the date of its publishing. Earlier catalogues become void, automatically.

All rights are reserved by Nocado GmbH. Reprints, copies, translations, and use on your websites or in your webshop, even if only partially, require the prior written approval of Nocado GmbH.

2.1 Pipes, tubing and fittings

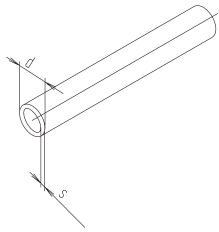
2.1.1 Pipes, tubing

page

Technical Information

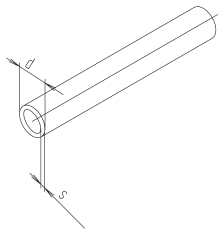
Tubes (for tubing according to DIN 11850, line 2)	2.1.1-1
Tubes (for tubing similar to DIN 11850, line 1)	2.1.1-1
Tubes (for tubing similar to DIN 11850, inch).....	2.1.1-3
Tubes, SMS.....	2.1.1-3

tubing acc. DIN 11850 line 2



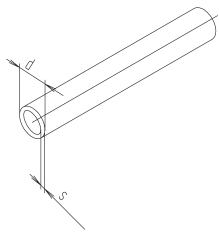
DN	d	s	bar 20 C°/150 C°	weight (kg)
10	13	1.5	355/260	0,430
15	19	1.5	240/180	0,660
20	23	1.5	200/145	0,810
25	29	1.5	155/115	1,030
32	35	1.5	130/95	1,260
40	41	1.5	110/80	1,500
50	53	1.5	85/60	1,900
65	70	2	85/65	3,430
80	85	2	70/50	4,160
100	104	2	55/40	5,030
125	129	2	45/35	6,360
150	154	2	35/25	7,490
200	204	2	30/20	10,120

tubing acc. DIN 11850 line 2



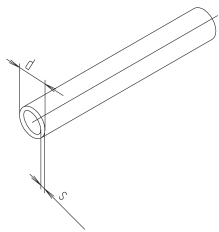
DN	d	s	bar 20 C°/150 C°	weight (kg)
15	19	1.5	240/180	0,660
20	23	1.5	200/145	0,810
25	29	1.5	155/115	1,030
32	35	1.5	130/95	1,260
40	41	1.5	110/80	1,500
50	53	1.5	85/60	1,900
65	70	2	85/65	3,430
80	85	2	70/50	4,160
100	104	2	55/40	5,030
125	129	2	45/35	6,360
150	154	2	35/25	7,490
200	204	2	30/20	10,120

tubing similar DIN 11850



DN	d	s	weight (kg)
10	12	1.5	0,394
15	18	1.5	0,620
20	22	1.5	0,770
25	28	1.5	0,995
32	34	1.5	1,221
40	40	1.5	1,446
50	52	1.5	1,897

tubing similar DIN 11850



DN	d	s	weight (kg)
15	18	1.5	0,620
20	22	1.5	0,770
25	28	1.5	0,995
32	34	1.5	1,221
40	40	1.5	1,446
50	52	1.5	1,897

t-pieces, short, DIN 11852 (for tubing acc. DIN 11850 line 2) (311IN)

DN	304 CC		304 CD		316 L CC		316 L CD	
	Ident number	Ident number	Ident number	Ident number	Ident number	Ident number	Ident number	
10	○ R11.04.610.1100	○ R12.04.610.1100	○ R11.04.620.1100	○ R12.04.620.1100				
15	● R11.06.610.1100	○ R12.06.610.1100	● R11.06.620.1100	○ R12.06.620.1100				
20	● R11.07.610.1100	○ R12.07.610.1100	● R11.07.620.1100	○ R12.07.620.1100				
25	● R11.08.610.1100	○ R12.08.610.1100	● R11.08.620.1100	○ R12.08.620.1100				
32	● R11.09.610.1100	○ R12.09.610.1100	● R11.09.620.1100	○ R12.09.620.1100				
40	● R11.10.610.1100	○ R12.10.610.1100	● R11.10.620.1100	○ R12.10.620.1100				
50	● R11.11.610.1100	○ R12.11.610.1100	● R11.11.620.1100	○ R12.11.620.1100				
65	● R11.12.610.1000	● R12.12.610.1000	● R11.12.620.1000	● R12.12.620.1000				
80	● R11.14.610.1000	● R12.14.610.1000	● R11.14.620.1000	● R12.14.620.1000				
100	● R11.15.610.1000	● R12.15.610.1000	● R11.15.620.1000	● R12.15.620.1000				
125	● R11.16.610.1000	● R12.16.610.1000	● R11.16.620.1000	● R12.16.620.1000				
150	● R11.17.610.1000	● R12.17.610.1000	● R11.17.620.1000	● R12.17.620.1000				
200	○ R11.18.610.1000	○ R12.18.610.1000	○ R11.18.620.1000	○ R12.18.620.1000				

t-pieces, short, DIN 11852 (for tubing acc. DIN 11850 line 2) (311IN)

DN	304 BC		304 BD		316 L BC		316 L BD	
	Ident number	Ident number	Ident number	Ident number	Ident number	Ident number	Ident number	
15	○ 614.06.610.1100	○ 615.06.610.1100	○ 614.06.620.1100	○ 615.06.620.1100				
20	○ 614.07.610.1100	○ 615.07.610.1100	○ 614.07.620.1100	○ 615.07.620.1100				
25	○ 614.08.610.1100	○ 615.08.610.1100	○ 614.08.620.1100	○ 615.08.620.1100				
32	○ 614.09.610.1100	○ 615.09.610.1100	○ 614.09.620.1100	○ 615.09.620.1100				
40	○ 614.10.610.1100	○ 615.10.610.1100	○ 614.10.620.1100	○ 615.10.620.1100				
50	○ 614.11.610.1100	○ 615.11.610.1100	○ 614.11.620.1100	○ 615.11.620.1100				
65	○ 614.12.610.1000	○ 615.12.610.1000	○ 614.12.620.1000	○ 615.12.620.1000				
80	○ 614.14.610.1000	○ 615.14.610.1000	○ 614.14.620.1000	○ 615.14.620.1000				
100	○ 614.15.610.1000	○ 615.15.610.1000	○ 614.15.620.1000	○ 615.15.620.1000				
125	○ 614.16.610.1000	○ 615.16.610.1000	○ 614.16.620.1000	○ 615.16.620.1000				
150	○ 614.17.610.1000	○ 615.17.610.1000	○ 614.17.620.1000	○ 615.17.620.1000				
200	○ 614.18.610.1000	○ 615.18.610.1000	○ 614.18.620.1000	○ 615.18.620.1000				

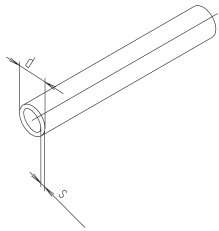
t-pieces, short, DIN 11852 (for tubing acc. DIN 11850 line 2) (311IN)

DN	304 CC		304 CD		316 L CC		316 L CD	
	Ident number	Ident number	Ident number	Ident number	Ident number	Ident number	Ident number	
10	○ R11.04.610.1300	○ R12.04.610.1300	● R11.04.620.1300	○ R12.04.620.1300				
15	● R11.06.610.1300	● R12.06.610.1300	● R11.06.620.1300	● R12.06.620.1300				
20	● R11.07.610.1300	○ R12.07.610.1300	● R11.07.620.1300	○ R12.07.620.1300				
25	● R11.08.610.1300	● R12.08.610.1300	● R11.08.620.1300	● R12.08.620.1300				
32	● R11.09.610.1300	○ R12.09.610.1300	● R11.09.620.1300	○ R12.09.620.1300				
40	● R11.10.610.1300	● R12.10.610.1300	● R11.10.620.1300	● R12.10.620.1300				
50	● R11.11.610.1300	● R12.11.610.1300	● R11.11.620.1300	● R12.11.620.1300				

t-pieces, short, DIN 11852 (for tubing acc. DIN 11850 line 2) (311IN)

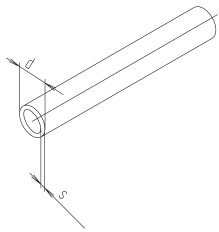
DN	304 BC		304 BD		316 L BC		316 L BD	
	Ident number	Ident number	Ident number	Ident number	Ident number	Ident number	Ident number	
15	○ 614.06.610.1300	○ 615.06.610.1300	○ 614.06.620.1300	○ 615.06.620.1300				
20	○ 614.07.610.1300	○ 615.07.610.1300	○ 614.07.620.1300	○ 615.07.620.1300				
25	○ 614.08.610.1300	○ 615.08.610.1300	● 614.08.620.1300	○ 615.08.620.1300				
32	○ 614.09.610.1300	○ 615.09.610.1300	○ 614.09.620.1300	○ 615.09.620.1300				
40	○ 614.10.610.1300	○ 615.10.610.1300	○ 614.10.620.1300	○ 615.10.620.1300				
50	○ 614.11.610.1300	○ 615.11.610.1300	○ 614.11.620.1300	○ 615.11.620.1300				

tubing, similar DIN 11850, inch



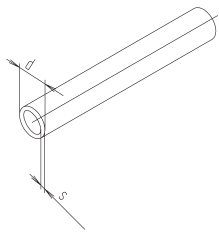
DN	d	s	weight (kg)
1"	25.4	1.25	0,756
1 1/4"	31.8	1.25	0,956
1 1/2"	38.1	1.5	1,375
2"	50.8	1.5	1,852
2 1/2"	63.5	1.5	2,329
3"	76.1	2	3,711
4"	101.6	2	4,982

tubing, similar DIN 11850, inch



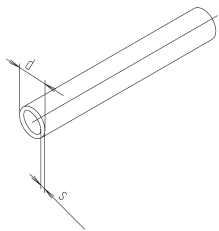
DN	d	s	weight (kg)
1"	25.4	1.25	0,756
1 1/4"	31.8	1.25	0,956
1 1/2"	38.1	1.5	1,375
2"	50.8	1.5	1,852
2 1/2"	63.5	1.5	2,329
3"	76.1	2	3,711
4"	101.6	2	4,982

tubing SMS



DN	d	s	weight (kg)
25	25	1.2	0,710
38	38	1.2	1,100
51	51	1.2	1,490
63,5	63.5	1.5	2,310
76	76.1	1.6	2,960
101,6	101.6	2	4,950

tubing SMS



DN	d	s	weight (kg)
25	25	1.2	0,710
38	38	1.2	1,100
51	51	1.2	1,490
63,5	63.5	1.5	2,310
76	76.1	1.6	2,960
101,6	101.6	2	4,950

t-pieces, short, DIN 11852 (for tubing acc. DIN 11850 line 2) (311IN)

DN	304 CC		304 CD		316 L CC		316 L CD	
	Ident number	Ident number	Ident number	Ident number	Ident number	Ident number	Ident number	
1"	○ R11.08.610.1400	○ R12.08.610.1400	○ R11.08.620.1400	○ R12.08.620.1400				
1 1/4"	○ R11.09.610.1400	○ R12.09.610.1400	○ R11.09.620.1400	○ R12.09.620.1400				
1 1/2"	○ R11.10.610.1410	○ R12.10.610.1410	○ R11.10.620.1410	○ R12.10.620.1410				
2"	○ R11.11.610.1410	○ R12.11.610.1410	○ R11.11.620.1410	○ R12.11.620.1410				
2 1/2"	○ R11.12.610.1410	○ R12.12.610.1410	○ R11.12.620.1410	○ R12.12.620.1410				
3"	○ R11.13.610.1420	○ R12.13.610.1420	○ R11.13.620.1420	○ R12.13.620.1420				
4"	○ R11.15.610.1420	○ R12.15.610.1420	○ R11.15.620.1420	○ R12.15.620.1420				

DN	304 BC		304 BD		316 L BC		316 L BD	
	Ident number	Ident number	Ident number	Ident number	Ident number	Ident number	Ident number	
1"	○ R14.08.610.1400	○ R15.08.610.1400	○ R14.08.620.1400	○ R15.08.620.1400				
1 1/4"	○ R14.09.610.1400	○ R15.09.610.1400	○ R14.09.620.1400	○ R15.09.620.1400				
1 1/2"	○ R14.10.610.1410	○ R15.10.610.1410	○ R14.10.620.1410	○ R15.10.620.1410				
2"	○ R14.11.610.1410	○ R15.11.610.1410	○ R14.11.620.1410	○ R15.11.620.1410				
2 1/2"	○ R14.12.610.1410	○ R15.12.610.1410	○ R14.12.620.1410	○ R15.12.620.1410				
3"	○ R14.13.610.1420	○ R15.13.610.1420	○ R14.13.620.1420	○ R15.13.620.1420				
4"	○ R14.15.610.1420	○ R15.15.610.1420	○ R14.15.620.1420	○ R15.15.620.1420				

DN	304 metal blank		316 L metal blank	
	Ident number	Ident number	Ident number	Ident number
25	○ 611.08.610.0016	○ 611.08.620.0016		
38	○ 611.10.610.0016	○ 611.10.620.0016		
51	○ 611.11.610.0016	○ 611.11.620.0016		
63,5	○ 611.12.610.0016	○ 611.12.620.0016		
76	○ 611.13.610.0016	○ 611.13.620.0016		
101,6	○ 611.15.610.0016	○ 611.15.620.0016		

DN	304 brushed		316 L brushed	
	Ident number	Ident number	Ident number	Ident number
25	○ 617.08.310.0016	○ 617.08.320.0016		
38	○ 617.10.310.0016	○ 617.10.320.0016		
51	○ 617.11.310.0016	○ 617.11.320.0016		
63,5	○ 617.12.310.0016	○ 617.12.320.0016		
76	○ 617.13.310.0016	○ 617.13.320.0016		
101,6	○ 617.15.310.0016	○ 617.15.320.0016		